



# product\_datasheet\_title

## SUN@Home Planon Frameless 300x300mm

SUN@HOME FRAMELESS PANELS | Frameless Panel Luminaires with Human Centric Lighting Technology



## technical\_data

## ELECTRICAL DATA

Nominal wattage	20.00 W
Nominal voltage	220...240 V
Mains frequency	50...60 Hz
Inrush current	20 A
Power factor $\lambda$	$\geq 0.5$
Protection class	II
Operating mode	Mains voltage

## PHOTOMETRICAL DATA

Luminous flux	1200 lm
Total luminous flux of contained light sources	1800 lm
Luminous efficacy	90 lm/W
Color temperature	2200...5000 K
Reference control setting of contained light source (Kelvin)	2700 K
Light color (designation)	Tunable White
Color rendering index Ra	> 95
Standard deviation of color matching	< 6 sdc <sub>m</sub>
Flickering metric (Pst LM)	$\leq 1$ %
Photobiological safety group acc. to EN62778	RG0
Photobiological safety group acc. to EN62471	RG0
Beam angle	110 °

## DIMENSIONS &amp; WEIGHT

Length	300.00 mm
Width	300.00 mm
Height	61.00 mm
Product weight	1475.00 g

HCL SMART Planon Frameless  
30x30 TW

## MATERIALS &amp; COLORS

Product color	White
Housing color	White
Body material	Aluminum
Cover material	Polycarbonate (PC)
Mercury content	0.0 mg

## APPLICATION & MOUNTING

Ambient temperature range	-20...+40 °C
Temperature range at storage	-20...+80 °C
Type of connection	Terminal
Type of protection	IP20
Protection class IK (shock resistance)	IK03
Dimmable	yes
Type of dimming	WiFi
Mounting type	Surface
Mounting location	Ceiling
Application environment	Indoor
LED module replaceable	Not replaceable
With light source	Yes

## LIFESPAN

Lifespan L70/B50 at 25 °C	30000 h
Number of switching cycles	15000

## EMERGENCY LIGHTING





Type of emergency light operation	Non-maintained
Type of emergency operation test	None
Luminous flux in maintained operation mode	-
Luminous flux in emergency operation mode	-


## CERTIFICATES & STANDARDS

Standards	CE / UKCA
Luminaire with limited surface temperature, "D sign"	No

---

[download\\_data](#)

Documents and certificates		document_name
	User instruction	SUN@HOME PLANON FRAMELESS
	Packaging insert	SUN@HOME
	Declarations Of Conformity CE	SUN@HOME Smart+ Planon Frameless Square WIFI TW
	Declarations Of Conformity UKCA	SUNATHOME

CAD/BIM files		document_name
	BIM_Step_3D	Sun@Home Planon Plus 30x30

### logistical\_data

product_code	packaging_unit	dimensions	weight	volume
4058075576018	Folding box 1	86 mm x 335 mm x 337 mm	1676.00 g	9.71 dm <sup>3</sup>
4058075576025	Shipping box 5	457 mm x 353 mm x 362 mm	9334.00 g	58.40 dm <sup>3</sup>

logistical\_data\_text

### disclaimer\_title

disclaimer\_text