




product_datasheet_title

PANEL 600 RECESSED MOUNT FRAME

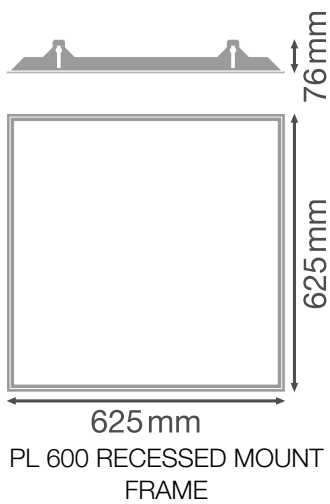
RECESSED MOUNT FRAME | Recessed mount frames for panel luminaires



technical_data

DIMENSIONS & WEIGHT

Length	625 mm
Width	625 mm
Height	76 mm
Product weight	1400.00 g




MATERIALS & COLORS

Product color	White
---------------	-------

APPLICATION & MOUNTING

Mounting type	Recessed
Mounting location	Ceiling

download_data

Documents and certificates	document_name
 User instruction	PANEL RECESSED MOUNT FRAME

logistical_data

product_code	packaging_unit	dimensions	weight	volume
4058075402881	Folding box 1	647 mm x 102 mm x 638 mm	1492.00 g	42.10 dm ³
4058075402898	Shipping box 2	667 mm x 222 mm x 665 mm	4030.00 g	98.47 dm ³

logistical_data_text

disclaimer_title

disclaimer_text