

# product\_datasheet\_title

## LED Worklight S-Stand 50 W 4000 K

WORKLIGHTS S-STAND | Flexible, portable worklight



## technical\_data

## ELECTRICAL DATA

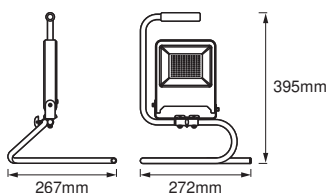
Nominal wattage	50.00 W
Nominal voltage	220...240 V
Mains frequency	50...60 Hz
Nominal current	220.000 mA
Inrush current	0.3 A
Max. number of luminaires per miniature circuit breaker C10	-
Power factor $\lambda$	> 0.90
Protection class	I
Operating mode	Electronic control gear (ECG)

## PHOTOMETRICAL DATA

Luminous flux	4500 lm
Luminous efficacy	90 lm/W
Color temperature	4000 K
Light color (designation)	Cool White
Color rendering index Ra	$\geq 80$
Standard deviation of color matching	6 sdc <sub>m</sub>
Photobiological safety group acc. to EN62778	RG1
Photobiological safety group acc. to EN62471	RG1
Beam angle	120 °

## DIMENSIONS &amp; WEIGHT

Length	264.00 mm
Width	267.00 mm
Height	395.00 mm
Product weight	1930.00 g



LED WORKLIGHT 50W S-STAND

## MATERIALS & COLORS

Product color	Dark gray
Housing color	Dark gray
Body material	Aluminum Steel
Cover material	Glass
Light emitting surface material	Glass
Mercury content	0.0 mg

## APPLICATION & MOUNTING

Ambient temperature range	-20...+45 °C
Temperature range at storage	-30...+70 °C
Type of connection	Protective contact Plug type
Type of protection	IP65 <sup>1)</sup>
Protection class IK (shock resistance)	IK06
Dimmable	no
Mounting type	Standing
Mounting location	Floor
Application environment	Outdoor
Adjustable	Yes
LED module replaceable	Not replaceable
With light source	Yes

<sup>1)</sup> Luminaire head and housing IP65, plug IP44

## LIFESPAN




Lifespan L70/B50 at 25 °C	25000 h <sup>1)</sup>
Number of switching cycles	15000

<sup>1)</sup> t[h]: L70 / B50 @ 25 °C (Ta), t[h]: L80 / B10 @ 25 °C (Ta), t[h]: L90 / B10 @ 25 °C (Ta)

## CERTIFICATES & STANDARDS

Standards	CE / EAC
Luminaire with limited surface temperature, "D sign"	No

[download\\_data](#)

Documents and certificates		document_name
	User instruction	LED WORKLIGHT S-STAND
	Packaging insert	OUTDOOR LUMINAIRES
	Declarations Of Conformity CE	CE Declaration LED Worklight

### logistical\_data

product_code	packaging_unit	dimensions	weight	volume
4058075213876	Folding box 1	86 mm x 270 mm x 358 mm	2052.00 g	8.31 dm <sup>3</sup>
4058075213883	Shipping box 10	550 mm x 440 mm x 375 mm	21477.00 g	90.75 dm <sup>3</sup>

logistical\_data\_text

### disclaimer\_title

disclaimer\_text